



- No Onward Chain
- Private Entrance
- Private Courtyard Garden
- D/Glazing & Electric Heating

- Two Storey Maisonette
- Generous 15'5 Lounge/Diner
- Literally Yards from Town Centre

- Comfortable 1 Double Bedroom Accommodation
- Kitchen & Shower Room Need Updating
- On A bus Route

The Front Flat, 20 John Street, Ryde, PO33 2PY

£112,500

Positioned in the vibrant heart of Ryde, this charming Victorian two storey maisonette offers a unique opportunity for those seeking a blend of comfort and convenience. Accessed through a private entrance, this individual converted two-storey maisonette provides a sense of seclusion, making it feel distinct from the rest of the building.

Upon entering, you will find a spacious lounge/diner that invites relaxation and social gatherings. Upstairs the generous bedroom offers ample space for rest and rejuvenation. While the kitchen and bathroom present an opportunity for modernisation, they provide a solid foundation for your personal touch and style.

One of the standout features of this property is the well-screened front garden, which belongs exclusively to the flat. This delightful outdoor space is perfect for unwinding with a book or enjoying a morning coffee in the fresh air.

The location is truly exceptional, situated just yards from the bustling High Street, where you can explore a variety of shops, cafes, and amenities. Additionally, the beautiful beaches of Ryde are within easy walking distance, allowing you to fully embrace the coastal lifestyle.

This maisonette is an ideal choice for first-time buyers, downsizers, or anyone looking to enjoy the charm of Ryde. With its prime location and spacious living areas, this property is a wonderful opportunity to create a home that reflects your personal style. Don't miss the chance to make this delightful flat your own.



Accommodation

Private Entrance

Entrance Porch

6'2 x 4'2 (1.88m x 1.27m)

Lounge/Diner

15'5 max x 14'9 max into bay (4.70m max x 4.50m max into bay)

Walk-in Storage

Kitchen

9'6 x 3'2 (2.90m x 0.97m)

Landing

Built in Cupboard Housing Plumbing for Washing Mac

Bedroom

14'11 max in to bay x 12'5 (4.55m max in to bay x 3.78m)

Shower Room

9'8 x 3'2 (2.95m x 0.97m)

Private Garden

A well screened courtyard garden sits to the front of the property. It is laid to paving and framed by raised borders. Gated access to/from John Street. Space for wheelie bins.

Flood Risk

Very Low Risk

Broadband Connectivity

Up to Ultrafast fibre available.

Mobile Coverage

Coverage includes EE, Three, O2 & Vodafone.

Construction Type

Rendered elevations. Slate roof. Cavity or solid walls.

Tenure

Leasehold tenure. 99 years from 2014. Service charge is a 20% responsibility of any costs to the building. For 2025 a total of £390 has been paid as service charge & ground rent.

Restrictions

Residential letting is permitted. Pets are allowed with permission as long as they do not cause a nuisance. Holiday letting is permitted unless it causes a nuisance to other residents.

Council Tax

Band A

Services

Unconfirmed electric, water and drainage.

Agents Note

Our particulars are designed to give a fair description of the property, but if there is any point of special importance to you we will be pleased to check the information for you. None of the appliances or services have been tested, should you require to have tests carried out, we will be happy to arrange this for you. Nothing in these particulars is intended to indicate that any carpets or curtains, furnishings or fittings, electrical goods (whether wired in or not), gas fires or light fittings, or any other fixtures not expressly included, are part of the property offered for sale.





GROUND FLOOR





1ST FLOOR

Whilst every attempt has been made to ensure the accuracy of the floor plan contained here, measurements of doors, windows, rooms and any other items are approximate and no responsibility is taken for any error, omission, or mis-statement. This plan is for illustrative purposes only and should be used as such by any prospective purchaser. The services, systems and appliances shown have not been tested and no guarantee as to their operability or efficiency can be given.
Made with Metropix ©2009

Energy Efficiency Rating		
	Current	Potential
Very energy efficient - lower running costs		
(92 plus) A		
(81-91) B		
(69-80) C		
(55-68) D		
(39-54) E		
(21-38) F		
(1-20) G		
Not energy efficient - higher running costs		
England & Wales		
EU Directive 2002/91/EC		



Referral Fees- With a view to offer a smooth and comprehensive service we may at times recommend various associated services and companies. These include financial advisors and surveyors. You, the consumer are never under any obligation to use any of these services if you have preferences elsewhere. For these services we may receive referral fees from the service provider. Should you take up any of our surveyor referrals we may receive a fee as follows; from Tomblesons Surveyor's £15 voucher, Daniells Harrison Surveyors £50, Connells Surveyors £100.

187 High Street, Ryde, Isle of Wight, PO33 2PN

Phone: 01983 611511

Email: ryde@wright-iw.co.uk

Viewing: Date Time